



ST. TERESA SCHOOL
INDIRAPURAM, GHAZIABAD
SESSION- 2026-27
SUMMER HOLIDAY HW
CLASS- KG



**HOT HOT SUN IS SHINING BRIGHT,
WE WEAR CAPS & CLOTHES SO LIGHT,
DRINK MORE WATER STAY IN SHADE,
SUMMER FUN IS ALWAYS GREAT !!!!**



Dear Parents,

Summer break is the time that we all eagerly wait for. As this is the time to relax and to be productive to get ahead along with relaxation. This summer break has brought unique opportunity to develop social skills. Summer break means extended breather that will recharge both body and mind.

As important as it is to relax and enjoy, it is also very important to continue to learn new things by exploring all the available opportunities.

To enhance the learning we have planned activities along with some written practice to keep your child's skills sharp and concepts clear.

Let's try something new....

- The summer is here so have some fun.
- Go on....Get your homework done!
- Conquer a fear and discover a new one.
- Walk on sand through fields and over hills.
- SPLASH!!!
- Dance like no one is watching.
- Try 5 foods supposedly 'don't like!'

Few tips for summer break....

- Eat at least one meal a day together.
- Encourage your child to respect and help the elders at home.
- Encourage your child to water the plants and keep a bowl of water outside the house for the birds.
- Encourage your child to develop oratory skills by speaking English in the form of sentences.
- Minimize the screen time.
- Always sit in right posture.
- Do not waste water and electricity.
- Read some stories to your children especially during bedtime. You may ask them to recreate the story to empower their imagination.

WORK TO BE DONE:-

- **ART BOOK** :- Page no. 11, 14, 21 and 24
 - **Hands on English** :- Page no. 15, 17, 22 and 23
 - **Maths Book** :- Page no. 67, 68, 77 and 78
 - **Read FITZROY READERS book (story 1 to 5)**
 - **Worksheets attached**
 - **Work given in 3 in 1 Notebook**
-
- **English** (four lines) :- Write Group 1, 2, 3 words, tricky words - I, he, she, the
 - **EVS** (four lines) :- Write spelling of colours (red, blue, green, yellow, pink, orange)
 - **Hindi** (five lines) :- A, Aa [[-] } e eo
 - **Maths** (check boxes) :- Write 1 to 20 (3times), write spelling of one and two.

CRAFT :-

1. Make a photo frame (By using waste materials like:- Ice-cream sticks, cotton buds, old straws, newspaper etc.)



2. Make an environment friendly paper bag & decorate it.



3. On occasion of Father's Day (21st JUNE' 26). Click the pictures of celebration & Make a collage of it in A3 size sheet.

COLOUR IT



HAVE A GREAT SUMMER

VACATION

2026 ☺

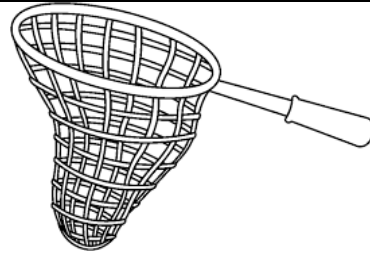
Subject – English

Read the word and match with the correct picture:

pen



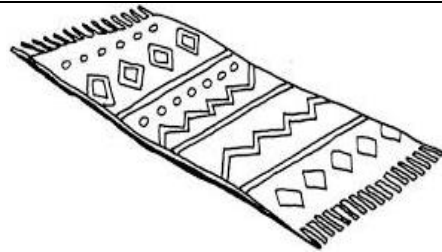
mat



rat



bed



net

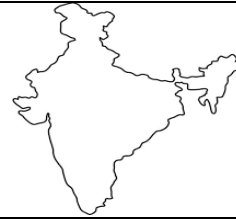


Read the word and match with the correct picture:

dog



lip



ant




map




bun




bin




ten



See the picture and write the word:-






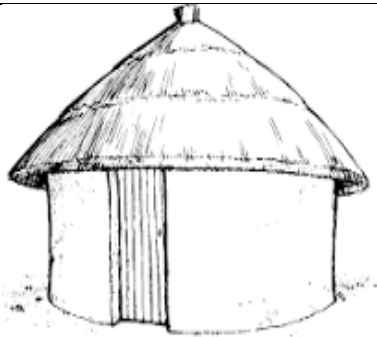




See the picture and write the word:-












Subject – EVS

Identify the picture and colour accordingly:- (red,blue,green,yellow,pink, orange)

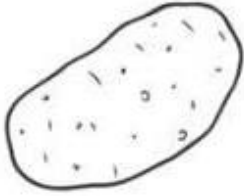


Tick (✓) for good habits and cross (X) for bad habits.

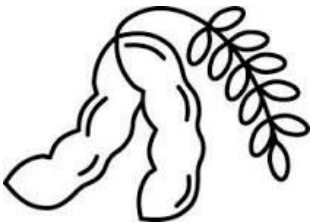


ivaYaya¹ ihndI

ica~ doKkr sahl svar ilaiKe ¹










ica~ doKkr sahl svar ilaiKe 1





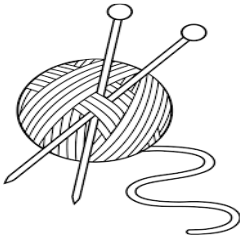




imalaana kire-



[



]



A



}

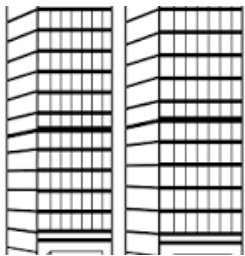
imalaana kire-



e



Aa



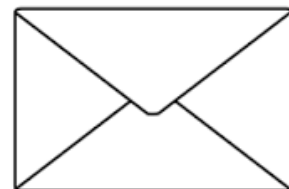


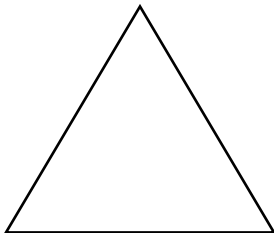
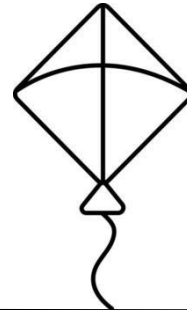

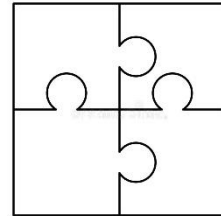


eo



[

Subject-Maths









Colour the correct shape shown in the picture



Look at the picture, circle the **small** object and colour the **big** object



Write after numbers-



Write after numbers-

3

5

18

15

4